

HAPPY HOMES

Grade: 6

Lesson: 5

Miss. Alaa Farrag



- 3 Read the *Work with words* box. Then look and make collocations.

Work with words



Collocations: verb + noun

Collocations are phrases with two or more parts. Some have a verb and a noun.

sweep + the floor

empty + the bin

clean + the windows

- 1 I've already baked _____ *a cake* _____
for the party.
- 2 You have to feed _____ *the bird* _____
now. It's hungry.
- 3 Can you lay _____ *the table* _____
for dinner, please?
- 4 Let's make _____ *sandwiches* _____
for breakfast.
- 5 I read _____ *stories* _____
to my sister every night.
- 6 Have you posted _____ *the letter* _____
I gave you yet?

1




2



3



4



5




6



SENSE VERBS

أفعال الحواس



• ماهي أفعال الحواس؟

• هي الأفعال التي تعبر عن الحواس الخمس: حاسة النظر، حاسة الشم، حاسة السمع، حاسة اللمس، حاسة التذوق.

- What are the sense verbs?
- Verbs are used to express the five senses: look, smell, sound, feel and taste.

Sense	Verb
Sight النظر	Look
Hearing السمع	Sound
Smelling الشم	Smell
Tasting التذوق	Taste
Touch اللمس	Feel

يمكن استخدام sense verbs بصيغتين:

1- باستخدام الصفات adjectives للتعبير عن آرائنا ومشاعرنا

The white sauce **tastes** amazing.



2- باستخدام فعل like والتي تدل ع التشابه ويأتي بعدها اسم noun

The cake **smells like** a chocolate cake.

sense



verbs

- 4   Look at the grammar table. Then read and circle the correct options to complete the rules.



Grammar

Sense verbs: *look, smell, taste, sound, feel*

What does it	look smell taste sound feel	like?
It	looks smells tastes	like chocolate cake. delicious.
	sounds	like a bell. interesting.
	feels	like leather. soft.

We use *adjectives* / *nouns* after sense verbs + *like*.

We use *adjectives* / *nouns* after sense verbs.

PRACTICE

Choose the suitable sense verbs:

Look, feel, sound, taste, or smell

1. This dress **looks** beautiful.

2. This song **sounds** familiar.

3. The milk **tastes** bitter.

4. Helena **looks** old-fashioned in this dark suit.

5. Ann **feels** good now but she hasn't recovered completely yet.

6. These sheets **feel** soft — they are made of bamboo.

7. Your clothes are dirty. They **smell** bad and I can't stand this odor anymore.

8. This shampoo **smells** like honey. Don't you like this aroma

9. The barbecue **tastes** spicy. You have put a lot of pepper into it.

10. Your house **looks** fashionable.

6 🌟 Think of an interesting ice cream. What's it like? Talk to your classmates.

- 1 What does it look like?
- 2 What does it smell like?
- 3 What does it taste like?



What does it
taste like?

It tastes like
oranges.



- What does it look like?

It looks like colorful cubes.

- What does it smell like?

It smells like fruits

- What does it feel like?

It feels like tough

- What does it taste like?

It tastes like fruits



OFFERING TO HELP

تقديم المساعدة

- 👤: Hi, Mum. What are you doing?
- 👤: I'm tidying up. After that, I'm going to cook dinner.
- 👤: Can I help you?
- 👤: Yes, of course.
- 👤: Do you want me to help, too?
- 👤: Yes, please!
- 👤: What's for dinner?
- 👤: Noodles with chicken and vegetables. Here's the recipe.
- 👤: Mmm, that looks delicious. I'll chop the vegetables.
- 👤: Thank you.
- 👤: Shall I cook the noodles?
- 👤: That would be great. I've already boiled the water.
- 👤: What do you want us to do now?
- 👤: How about laying the table? We need knives and forks and plates ...
- 👤: Ok, Mum!

2 Read the dialogue again. Find five offers that use language from the *Say it!*



Offering to help:

I'll ...

Shall I ...?

Do you want me to ...?

Can I help you?

What do you want me/us to do (now)?

3  Act out new dialogues with your partner. Say what you're going to do to help. Use the *Say it!* box to help you.

clean the kitchen make a pizza tidy my room

I'm going to clean the kitchen.

Do you want me to
sweep the floor?

HOME WORK

PAGE 15 & 17 & 21





TIME TO SAY GOODBYE

*THANK
YOU*